

SPECIFICATION



LOA		14.04 m	46' 1"
Hull length		13.55 m	44' 5"
LWL		12.20 m	40' 0"
Beam		4.38 m	14' 4"
Draft			
shallow keel		1.87 m	6' 2"
L-keel, medium		2.23 m	7' 4"

Displacement			
shallow keel	approx.	12.10 t	26,675 lbs
L-keel, medium		11.70 t	25,794 lbs

Engine Diesel			
standard	approx.	57.00 PS	57.00 hp
option	approx.	80.00 PS	80.00 hp

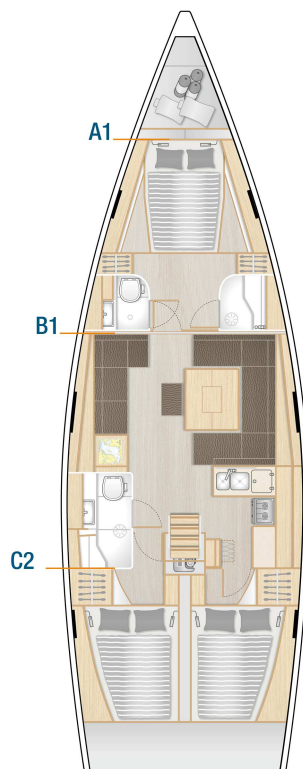
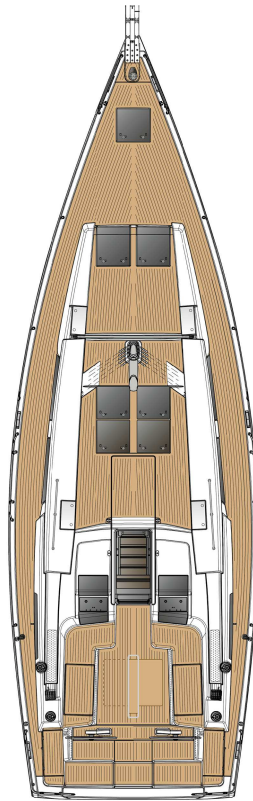
Fuel tank	approx.	210 l	55 gal
Fresh water	approx.	450 l	119 gal

CE Certificate	A-10
Design	judel / vrolijk & co
Interior	HanseYachts Design

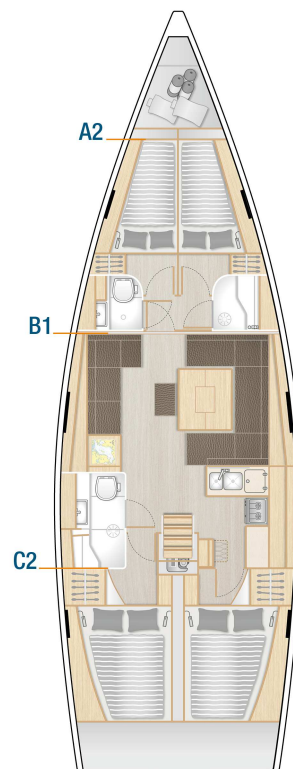
Mast length above WL	approx.	20.60 m	67' 7"
Total sail area	approx.	103.00 m ²	1,109 sq ft
Main sail			
standard	approx.	60.00 m ²	646 sq ft
furling	approx.	48.00 m ²	517 sq ft
Self-tacking jib	approx.	43.00 m ²	463 sq ft
Crossover	approx.	93.00 m ²	1,001 sq ft
Gennaker	approx.	160.00 m ²	1,722 sq ft

458

All measurements/figures are approximate. Errors and omissions excepted. Specification and material can be changed without notice. Valid from 2019.07.01.



Standard



Option

HULL

- 6 hull windows (3 each side)
- GRP hull, isophthalic gelcoat, colour: Signal White (RAL 9003), 1st layer vinyl ester resin and solid laminat
- Waterline and cove line, isophthalic gelcoat, colour: Dark Grey (RAL 7043)

KEEL

- L-keel, cast iron, draft: 2.23 m
- GRP rudder with seawater resistant aluminium shaft and self-aligning bearings

LAYOUT & INTERIOR

- A1: Master cabin with island double berth, storage space and a head with separate shower stall
- B1: Saloon with L-galley and dining area on stb, lounge area with chart table and head with separate shower on port
- C2: 2 aft cabins with double berth and storage space
- 3-burner gas stove with oven, waste bin, 12 V fridge approx. 130 l, double stainless steel sink with mixing tab
- Interior furniture in high quality marine plywood, Satin Varnish
- Hanse companionway closing system
- Saloon table, folding
- Worktop in galley - Black Quartz

WOOD (FURNITURE, FLOORBOARD)

- Furniture - Mahogany Style, Satin Varnish
- Cupboards fronts in wood colour
- Floorboard - Acacia

UPHOLSTERY

- Mattresses for all berths
- Upholstery - Monte Carlo, colour: Cream

DECK & OUTSIDE EQUIPMENT

- GRP deck with antislip surface, isophthalic gelcoat, colour: Signal White (RAL 9003), 1st layer vinyl ester resin with balsa sandwich core. 1 cockpit locker on port and stb, stern locker port and stb, stowage for running rigging at helm position, anchor locker at bow.
- Teak on cockpit benches
- Teak on bathing platform

- Twin wheel steering system with emergency tiller
- 2 stainless steel steering wheels with leather cover
- Cockpit table, stainless steel with folding teak tops
- Pulpit and pushpit, stainless steel
- Railing, incl. stanchions and stainless steel wire
- Covered halyards and control lines lead to cockpit helm position, organizers and jammers, 4 retractable mooring cleats, handrail on coach roof, bow anchor fitting with step
- 2 LEWMAR 45 ST EVO manual halyard winches
- Bathing platform, manual fold-out with swimming ladder
- Life raft storage
- Anchor and forestay fitting
- Self tacking jib system
- Mainsheet system
- 6 large and 6 small deck hatches - openable, anchor locker hatch, stowage on coach roof with acrylic glass hatch
- Fixed coach roof side-windows
- 4 deck coach roof windows - acrylic glass next to companionway

RIG & SAILS

- Rig, anodized aluminium, deck stepped, with kicker, standing and running rigging and 2 reefs
- ELVSTRÖM Dacron sails - full battened, main and jib

NAVIGATION & INSTRUMENTS

- Illuminated compass at each helm
- Navigation lights - LED

PROPULSION

- Fuel tank, approx. 210 l
- Engine (Diesel, approx. 57 hp) - saildrive, 3-blade fix propeller

EQUIPMENT

- 12 V and 230 V electric system with main panels and 230 V shore power and sockets
- AGM battery set, capacity: 1x 90 Ah + 1x 160 Ah AGM
- Country Version: EU / AUS
- Battery charger 50 A
- Manual toilet with sea water flush (B layout)
- Manual toilet with sea water flush (A layout)

- LPG gas system, stowage for 1 gas bottle
- Blackwater system (appr. 70 l) with deck extraction and seacock for head, electric and manual bilge pump
- Freshwater system with electric pump and 20 l hot water, heated also by main engine
- Fresh water tank, appr. 450 l

ACCESSORIES

- Mast steps

SHIPPING & TRANSPORT

- CE - Certificate cat. A - 10
- Owners manual
- EC - Type Examination Certificate