

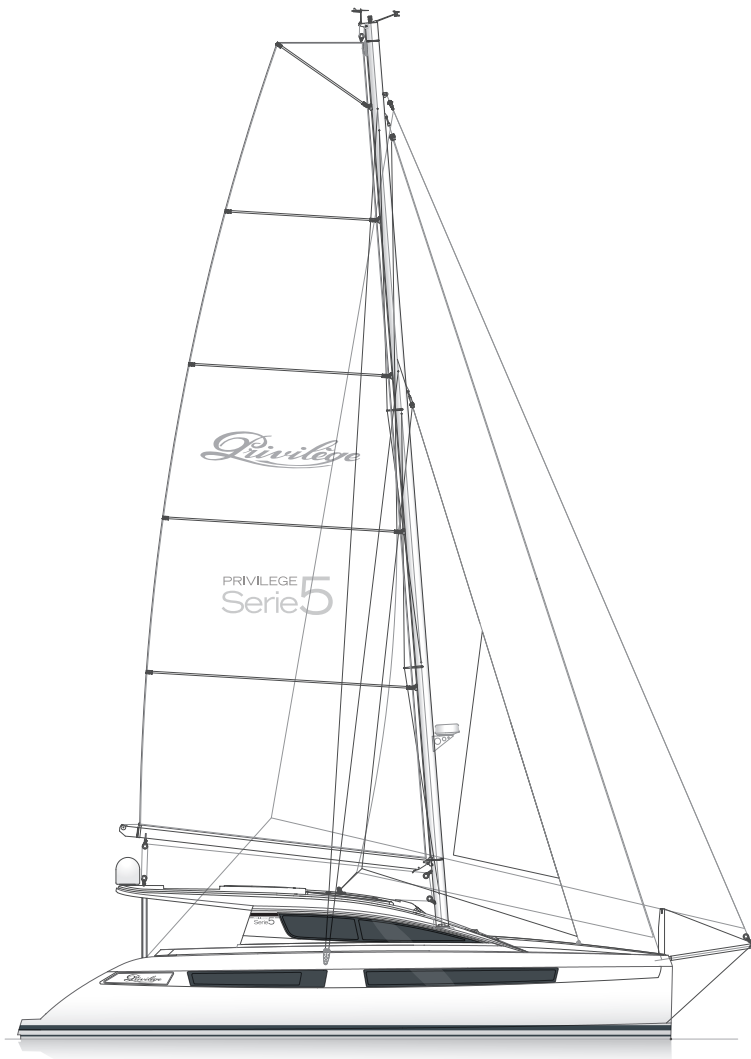
Privilege



STANDARD SPECIFICATION

PRIVILEGE
Serie 5

STANDARD SPECIFICATION

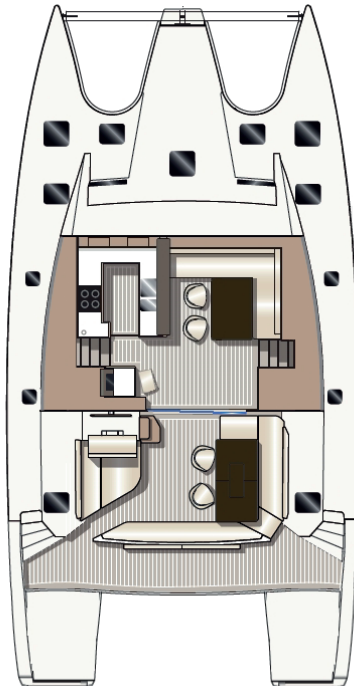
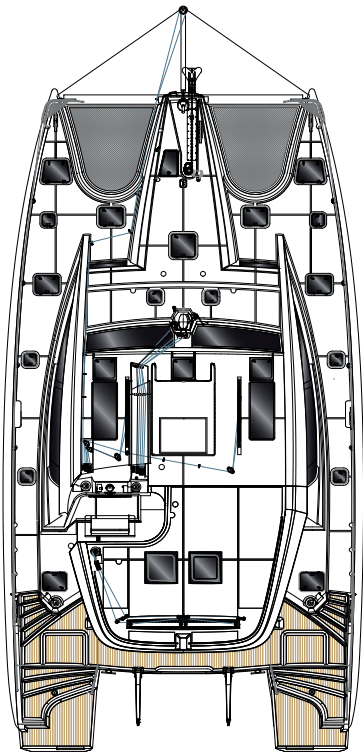


| | | |
|-------------------------|----------------------|-----------|
| Mainsail | 88 m ² | 947 sqft |
| Genoa | 53 m ² | 570 sqft |
| Staysail (option) | 20 m ² | 215 sqft |
| Gennaker (option) | 120 m ² | 1292 sqft |
| Mast length | 21.21 m | 69'5" |
| LOA | 17.09 m | 56' |
| Hull length | 15.24 m | 50'2" |
| LWL | 15.13 m | 49'8" |
| Beam | 7.98 m | 26'0" |
| Draft | 1.57 m | 5'10" |
| Displacement light ship | 16.8 t | 37000 lbs |
| Displacement full load | 22.8 t | 50700 lbs |
| Fuel tank | 800 l | 211 gal |
| Fresh water | 600 l | 158 gal |
| Engine Diesel | 2 × 41 kW | 2 × 55 HP |
| CE Certificate | A -12 | |
| Design | Cabinet Marc Lombard | |
| Interior | Franck Darnet Design | |

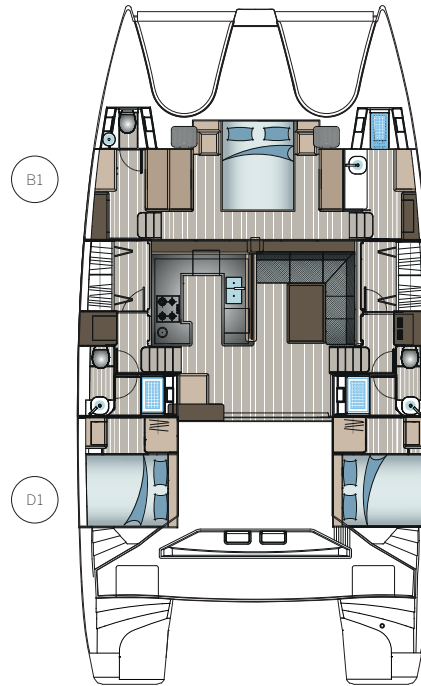
PRIVILEGE
Serie 5

DECK & FLYBRIDGE LAYOUT

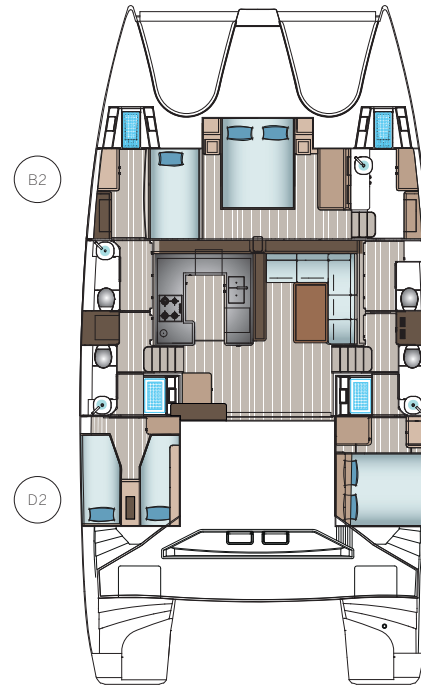
CHOOSE YOUR LAYOUT



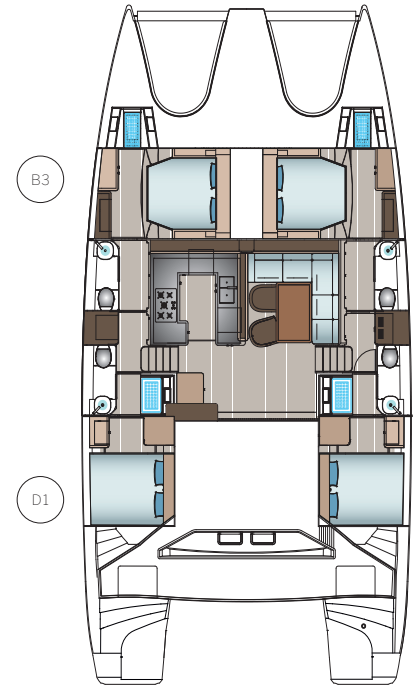
3 Cabin Layout – Standard



4 Cabin Layout – 2/3 – 1/3



4 Cabin Layout



STANDARD SPECIFICATION

HULL, DECK, RIG & SAILS

Hull

- › GRP hull, built in polyester resin vacuum infusion with PVC sandwich core and isophthalic gelcoat, colour: Signal White (RAL 9607), 1st layers vinylester resin.
- › False bow and transom crash box.
- › Structural bulkheads built in vacuum infusion with PVC sandwich core laminated to hull and deck.
- › Keels.

Deck

- › GRP deck, built in polyester resin vacuum infusion with PVC sandwich core and isophthalic gelcoat, colour: Signal White (RAL 9607), first layers vinylester resin.
- › Cockpit benches and two aft lockers.
- › Cockpit locker with double access for liferaft.
- › Raised helmstation with double bench, windshield, large locker and rope bag.
- › Two lockers on foredeck, accessible through deck hatches with ventilation and ladder, lockable.
- › Two lockers on central pod accessible through deck hatches.
- › Locker with teak door for stowage of one gas bottle.
- › Large GRP coachroof with two ventilation hatches, with a roof extension including LED lights above cockpit.
- › Coachroof windows and hatches.

Rig & Rails

- › White mast and boom.
- › Two sets of spreaders with protections.
- › Three reefs.
- › Stainless steel 1×19 wire for shrouds and forestay.
- › One forestay, upper/lower shrouds, diamonds and two checkstays.
- › Wind indicator.
- › Manual genoa furler.
- › Steps to gooseneck, footrest at gooseneck and two retractable steps at masthead.
- › Dacron sails – full battened, main and jib.
- › Mainsail and genoa halyard.
- › German mainsheet system.
- › Two main- and genoa sheets.
- › One mainsail outhaul, reefing lines and topping lift.

STANDARD SPECIFICATION

DECK EQUIPMENT, INTERIOR

Deck Equipment

- › Patio door to saloon with three leaves (two sliding).
- › Anchor windlass, electrical, 1,600 W.
- › Delta-anchor 40 kg, galvanized with 75 m galvanized chain (Added 25 m rope), dia. 12 mm.
- › Bow anchor roller with cleat.
- › White PVC coated trampolines.
- › Two Lewmar 55 est evo electrical halyard winches.
- › Lewmar 65 est evo electrical mainsail winch.
- › Lewmar 45 st evo manual halyard winch at mast.
- › Genoa tracks including cars with pin stop and jammer.
- › Two handrails on coachroof.
- › Stainless steel pulpits with teak seats.
- › Transversal beam, painted with seagull striker*.
- › Stainless steel Pushpits.
- › Railing, 750 mm height, including stainless steel stanchions and three guardwires PVC covered.
- › Toe rail in teak.
- › Six stainless steel mooring cleats, 500 mm.

- › Two stainless steel mooring cleats, 360 mm at transom.
- › Six stainless steel anti-chafing protections.
- › Stainless steel swimming ladder on transom.
- › Fixed teak cockpit table.
- › Lazy bag with adjustable lazy jacks*.
- › Four mooring lines.
- › Eight fenders.
- › Mooring bridle.

Interior

- › Furniture – Maple Style, Satin Varnish.
- › Floorboard – Laminated wood Silver oak.
- › PVC lining Pure White.
- › Upholstery – Silvertex, colour: Macadamia.
- › Technical storage unit in stb companionway.
- › Escape hatch in companion way on both sides.
- › Heads with thermostatic mixing tap, shower hose and silk-screened shower doors.
- › Electric toilet with fresh water flush (cabin layout B1).
- › Two electric toilets with fresh water flush (cabin layout B2 or B3).

STANDARD SPECIFICATION

INTERIOR, ELECTRICS & ELECTRONICS

Interior

- › Two electric toilets with fresh water flush (cabin layout D1 or D2).
- › Spring frames and mattresses for beds.
- › A1: Sail locker.
- › A2: Crew cabin with sink, toilet, shower and storage space (only with B3 layout).
- › B1: Owner's suite with double island berth (160×200 cm), walk-in closet on port and separate head with separate toilet and shower stall on stb.
- › B2: Owner's suite with double island berth, single guest cabin on port of the owner's suite and separate head with separate toilet and shower stall on stb.
- › B3: Double forward cabin with double island berth, storage space and separate head with separate shower stall.
- › C1: Saloon with U-shape galley on port, lounge/dining area on stb and separate chart table, Saloon table, fixed.
- › Large U-shape galley with double sink and mixing tap, 130 l 12 V fridge, four burner gas stove and waste bin.
- › Worktop in galley – Ivory White.
- › D1: Two aft cabins with Queen size bed (160×200 cm), storage and separate head.
- › D2: Aft cabin with Queen size bed, storage and separate head on port and cabin with two single beds with storage and separate head on stb.

Electrics & Electronics

- › 12 V DC network and circuit for services and engines.
- › 12 V outlets at chart table① and helm station①.
- › 230 V / 50 Hz AC network.
- › 230 V / 50 Hz outlets in each cabin① and head①, saloon②, at chart table① and galley②.
- › Overhead lights in cabins, saloon, galley and heads.
- › Courtesy lights in companionway.
- › Adjustable light at chart table.
- › Reading lights in cabins.
- › Navigation lights.
- › Two lights per transom.
- › Hertzian masthead antenna.
- › Supervision system management for the AC / DC datas on a 10.4" touch screen.
- › Tank level gauges and bilge alarm.
- › VHF with speaker and remote handset.
- › VHF preparation with antenna and splitter for FM and AIS.

STANDARD SPECIFICATION

ELECTRICS & ELECTRONICS, PROPULSION, SYSTEMS

Electrics & Electronics

- › Gel battery set, capacity: 3 × 55 Ah + 4 × 200 Ah.
- › Battery charger 100.
- › Inverter/charger, 12 V / 3,000 W – 120 A, including AC panel (only with XH1001).
- › Hydraulic steering system.
- › Stainless steel steering wheel with leather cover.
- › Stainless steel emergency tillers.
- › Rudder, GRP, balanced.
- › Compass.

Propulsion

- › Two Yanmar Engines (Diesel, approx. 50 hp) – saildrive, three-blade fixed propeller.
- › Two sound-proof and heat insulated engine compartments with aluminium plates, ventilation fans, LED light and access from cockpit by hatches.
- › Two mechanical engine throttles.

Systems

- › Hydraulic steering system.
- › Stainless steel steering wheel with leather cover.
- › Stainless steel emergency tillers.
- › Rudder, GRP, balanced.
- › Two stainless steel fresh water tanks, 2 × 300 l.
- › Pressurized water system with stainless steel expansion tank.
- › Hot water boiler, 40 l, 230 / 120 V.
- › Mixing taps for heads and showers.
- › Shower unit at transom, warm / coldwater.
- › Two polypropylene blackwater tanks, 2 × 106 l.
- › Electric shower pumps.
- › Two manual bilge pumps with three-way-valve.
- › Four electric bilge pumps with visual and audible alarm.
- › Two aluminium fuel tanks, 2 × 400 l.

*colour selection